



IES SALES & SERVICES LLC
 2340 NW 147TH ST. BAY F3, OPALOCKA, FL 33054
 OFFICE: 1-(305)-687-9400
 FAX: 1-(305)-687-9700
 RECYCLEIES@GMAIL.COM
 WWW.REFUSEWASTEQUIP.COM

OPEN-TOP ROLL-OFF
CONTAINERS
TUB & RECTANGULAR STYLE

Open Top Containers

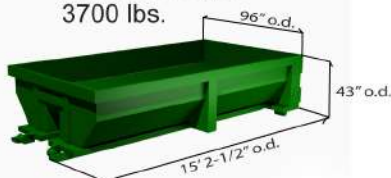
Open Top Roll-off:

Available from 10 to 50 cubic yards.

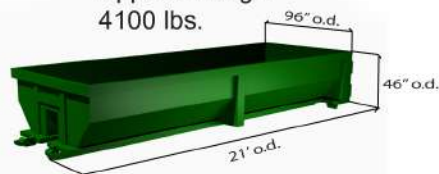
Features:

- Continuously mig welded 3/16" (7ga.) steel plate floors
- 10 gauge sides and doors
- 3" x 6" x 3/16" tubing around top
- 3" x 4.1lb. channel cross-members @ 16" on center
- 1-1/4" solid pick-up hook
- 6" x 2" x 3/16" rectangular bottom rails with 1-1/2" x 15" long solid end portion inserted 6" into rails

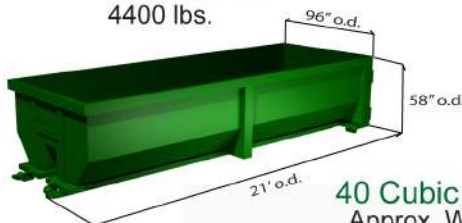
10 Cubic Yard
 Approx. Weight
 3700 lbs.



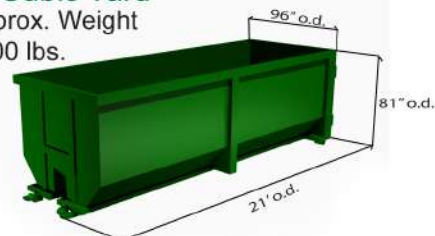
15 Cubic Yard
 Approx. Weight
 4100 lbs.



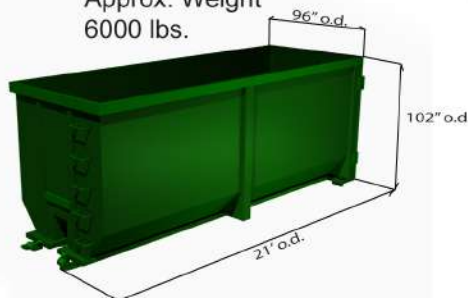
20 Cubic Yard
 Approx. Weight
 4400 lbs.



30 Cubic Yard
 Approx. Weight
 5200 lbs.

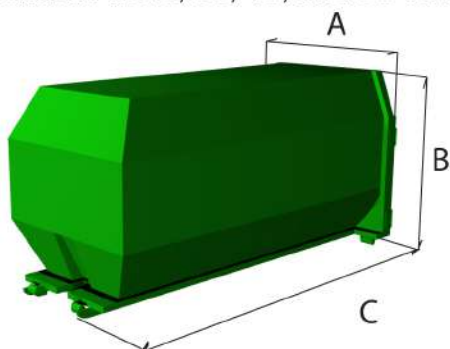


40 Cubic Yard
 Approx. Weight
 6000 lbs.



Compaction Containers

Available in 20, 30, 40, and 50 cubic yard capacities.



Features:

- 3/16" (7ga.) steel plate floors
- 3/16" (7ga.) sides & doors
- Two 6" x 6" Ground rollers in front & Two 6" x 9" Ground rollers in back
- 6" x 2" x 3/16" rectangular bottom rails 15" long solid fronts inserted 6" into bottom rails
- Custom color option

CAPACITY	OVERALL DIMENSIONS			WEIGHT
	A	B	C	
20 C/Y	88-1/4"	94"	16'-9"	4,950 LBS
30 C/Y	98-1/4"	105"	17'-9"	5,600 LBS
40 C/Y	98-1/4"	105"	22'-3"	7,950 LBS
50 C/Y	98-1/4"	105"	25'-9"	8,150 LBS

The specification sizes/measurements in this document are not complete or definitive and are subject to change with out notice, all drawings and information contained herein is intellectual and exclusive properties of IES Sales and Services LLC.



© -2011 All Rights Reserved